


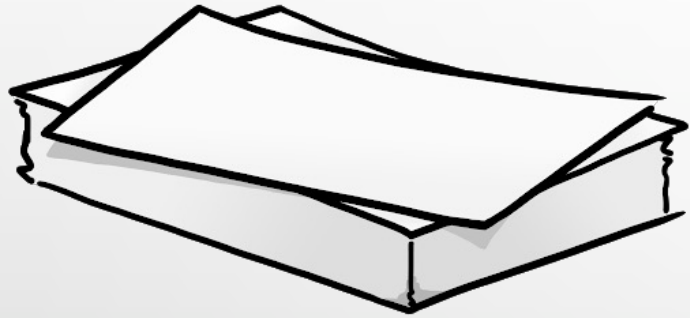
WELCOME BACK, CLASS!

PROJECT 3

INTRO




MATERIALS NEEDED FOR TODAY:



WARM-UP EXERCISE:

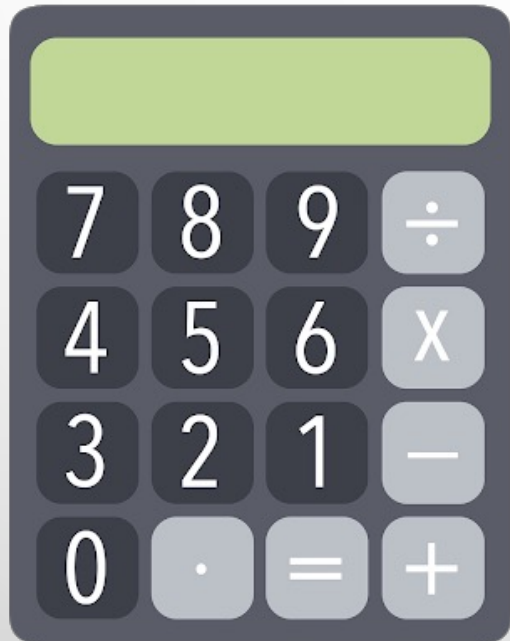
DRAW WHAT YOU WOULD HOPE TO FIND IN A TREASURE CHEST!




TIME TO SHARE YOUR CITYSCAPE PROJECT!



AS ALWAYS, WE ARE GOING TO BE CONNECTING
ART AND MATH!



LESSON BACKGROUND: ART IN AQUATICS



FRACTION FISH: EXAMPLES




TYPES OF FISH TANKS:




LESSON VOCAB: ART IN AQUATICS

- **Product** - the result when two numbers or objects are multiplied.
- **Factors** – the numbers or objects that are multiplied together to get a total.
- **Multiples** – the product result or one number or object multiplied by another.
- **Estimating** – calculating or guessing an amount closest to the correct answer.
- **Repetition** – repeating an object many times in a design.
- **Happy Art** – involves love, happiness, and positive imagery. It's the celebration of life and fun!




ART IN AQUATICS: ART HISTORY – COURTNEY MATTISON



ART IN AQUATICS: ART HISTORY – ROMERO BRITTO & “HAPPY ART”



ART IN AQUATICS: ENTERTAINMENT – FINDING NEMO



<https://www.youtube.com/watch?v=Le13by2WM70>



ART IN AQUATICS: ENTERTAINMENT – LITTLE MERMAID



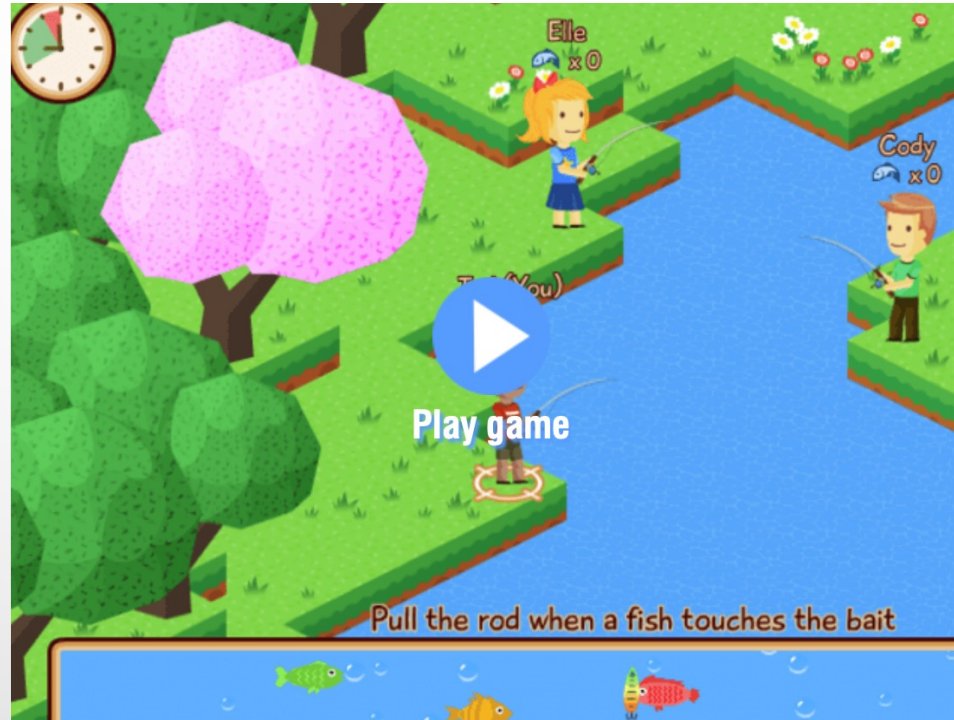
https://www.youtube.com/watch?v=GC_mV1lpjWA

CLOSURE:

- WHAT DID WE ACCOMPLISH WITH OUR PROJECT?
- WHAT DID WE LEARN ABOUT AQUATICS IN ART?
- HOW DID WE CONNECT ART & MATH TODAY?



EXTENSION ACTIVITY: MULTIPLICATION FISHING



<https://mathsframe.co.uk/en/resources/resource/306/Maths-Fishing-Multiplication>

SEE YOU ALL NEXT TIME!

