

HELLO AGAIN!



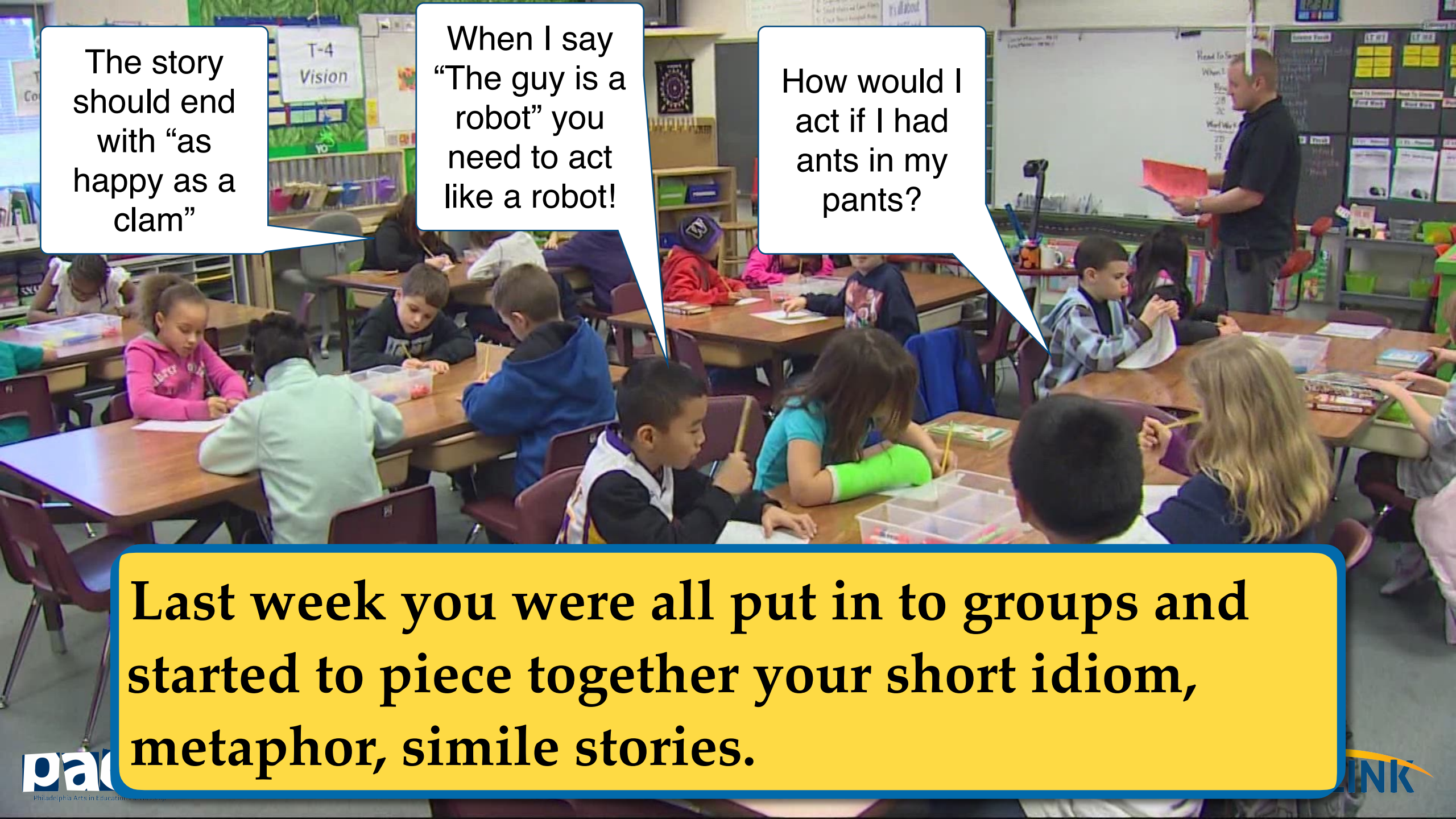
FIGURATIVELY SPEAKING

Part 3: Full
Steam Ahead!
Putting The
Show On It's
Legs



Remember
last time?

Great Scott!




The story should end with “as happy as a clam”

When I say “The guy is a robot” you need to act like a robot!

How would I act if I had ants in my pants?

Last week you were all put in to groups and started to piece together your short idiom, metaphor, simile stories.



How can I act out "seeing red?"

Can I throw paint on her?

No.

Then each group met with me and shared what pieces of figurative language you are using and the gist of how your story will sound. I then watched how you might portray the literal versions of your pieces of figurative language.

VOCAB TIME!



PANTOMIME

Pantomime refers to a style of theater where the actor never speaks and imagines all the props and setting. Through their skill the audience can easily believe everything they are pretending to do. A person who performs this art is called a mime.



K&M PRODUCTIONS - www.kmprod.com - 905.427.4984

Many mimes paint their faces but that is not necessary. All of them, however, manipulate their bodies to look like they are interacting with all sorts of objects. They can look like they're opening windows, swinging hammers, and even walk in place.





One of the most famous mimes of all time was a Frenchman named Marcel Marceau. He painted his face white, wore a striped shirt and wore a beat up hat. Many mimes copied this style from him.



He was a master at creating entire scenes out of thin air. His attention to detail is what made him stand apart. You really saw the objects in your mind when he performed. He became an instant international star and toured the world for decades. He even came to Wilkes-Barre where I saw him when I was 9.



A man in a striped shirt and bowler hat is performing a magic trick on a city street. He is holding a white object behind his back with one hand and a glowing white object in his other hand. The background shows a busy city street with buildings, traffic lights, and other pedestrians.

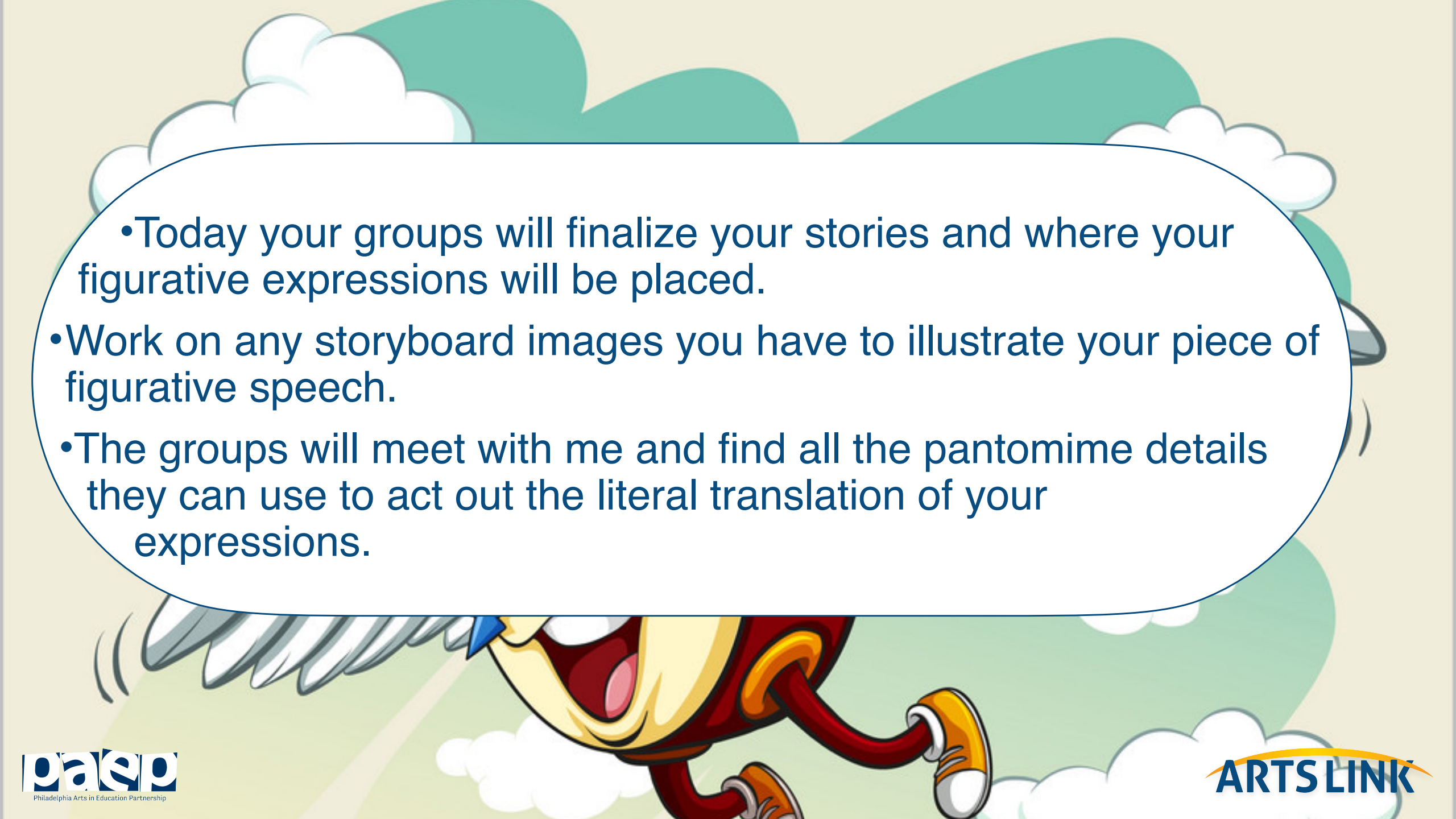
You

Today's
Lesson

INSTRUCTIONS



Look at my mime shirt. Aw drat! I spoke! Now I'm not a mime.

- 
- Today your groups will finalize your stories and where your figurative expressions will be placed.
 - Work on any storyboard images you have to illustrate your piece of figurative speech.
 - The groups will meet with me and find all the pantomime details they can use to act out the literal translation of your expressions.