

1950

ARTSLINK

WAYNE THIEBAULT

SECOND GRADE GUMBALL MACHINE AND
PLACE VALUE

Wayne Thiebault Contemporary ARTIST

SECOND GRADE GUMBALL MACHINE AND PLACE VALUE

Leigh Pawling January 2022

Wayne Thiebald was born on November 15, 1920

He is an American contemporary painter



He painted slices of pie!





And slices of cake!



And watermelon too!!!



And funny looking sandwiches with olives on top!



And beautiful candy!



Did you ever think of using food as something really neat to paint?



And he Mickey Mouse!!!



And he painted the human figure! What a range of styles!



All his food paintings led to painting landscape - look at all the yummy cool!



His art work is colourful and of recognisable images, like ice cream cones, Micky Mouse, and gum ball machines.
He is part of an art movement called POP art!



MATERIALS

FOR THIS LESSON

Supplies you will need -
WATERCOLOR PAD
WATERCOLORS
CONTAINER FOR WATER



MATERIALS

- Pencil
- Watercolor paper
- Watercolors
- Black marker

OBJECTIVES

OF THIS LESSON

OBJECTIVES

- To learn placement of circles
- To learn thirds
- To learn place value
- To learn doubling numbers
- To learn mixing secondary colors from primary colors
- To learn complementary colors
- To work the whole producing a piece of art inspired by Wayne Thiebaud

VOCABULARY

- Thirds
- Multiples
- Primary colors
- Secondary colors
- Complementary colors
- Odd and even

PASS OR PLAY!

HOW MANY GUMBALLS?

PASS OR PLAY


How many gum balls do you think are in this gum ball machine?



Here is a painting Wayne Thiebauld did of a gum ball machine



Can't you almost SEE the cooler of these gum balls?





Let's Warm up our brain and hands!

Watch Me! Rub hands together - warm them up! Place one on forehead and one on back of neck. Pull gently down with hand on forehead and push gently up with hand on base of skull.

Now! Take fingers to the top of head and pull side gently apart - watch me!



INSTRUCTIONS


- Divide paper into thirds
- Draw three circles the same size on the upper half of paper
- We will be doing 10 gumballs in first machine, 20 in second and 30 in the third one.
- We will mix green filling it with two gumballs in first machine, four in second and six in third.
- We then will work on mixing green and filling it with three gumballs in first gumball machine, six in the second and nine in the third.
- We then will mix purple and fill it in four gumballs in the first machine, eight in the second and twelve in the third.
- The backgrounds will be purple, green and orange for which they mix.
- We will work on curved steps on some balls as well as striped background

First we divide our paper into thirds. We can use a ruler or use our hand (with thumb) as a way to measure!




Now


Draw two lines to make our paper into thirds!



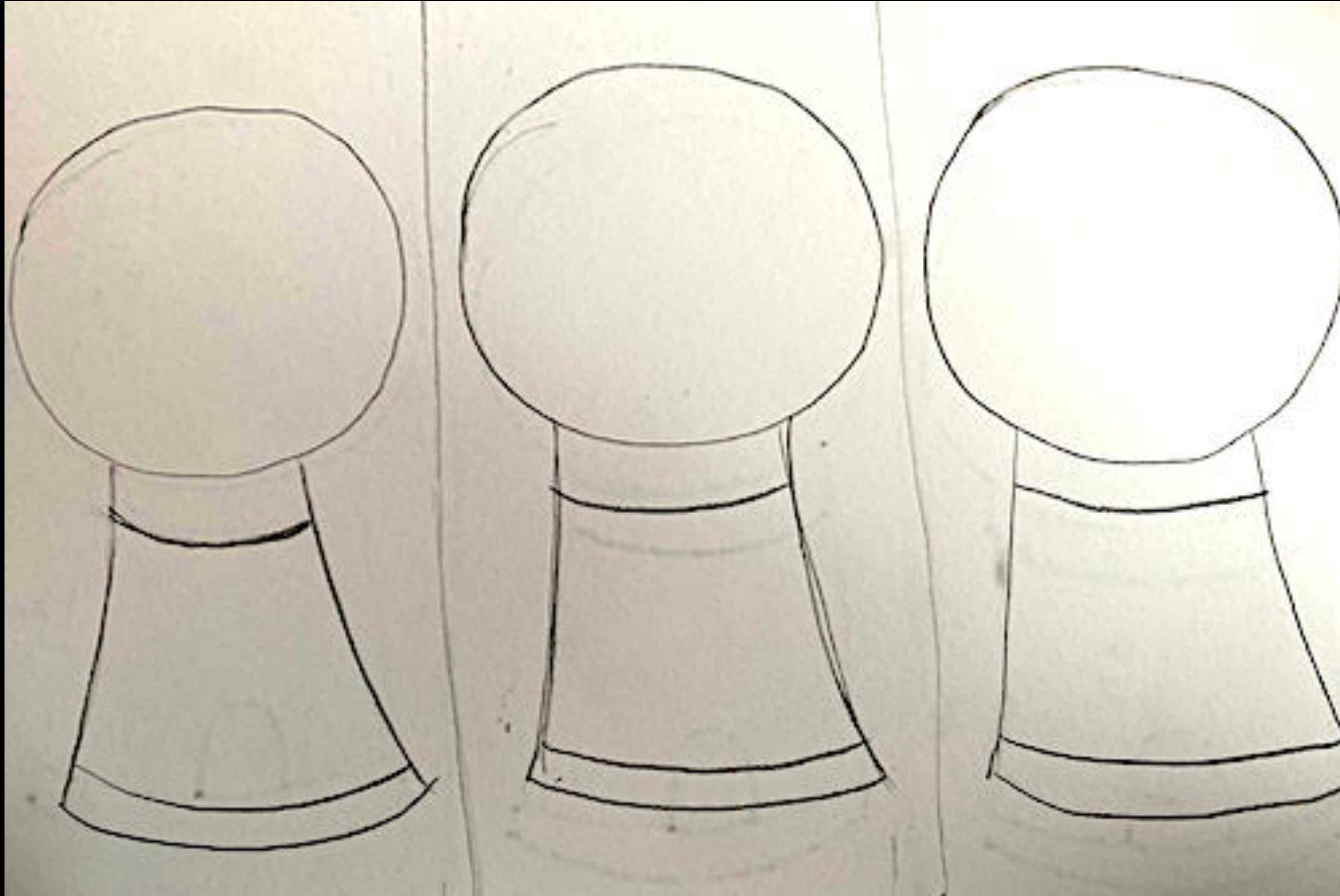
Now we draw THREE CIRCLES - watch where I place them!




Now we're going to do some curved lines!



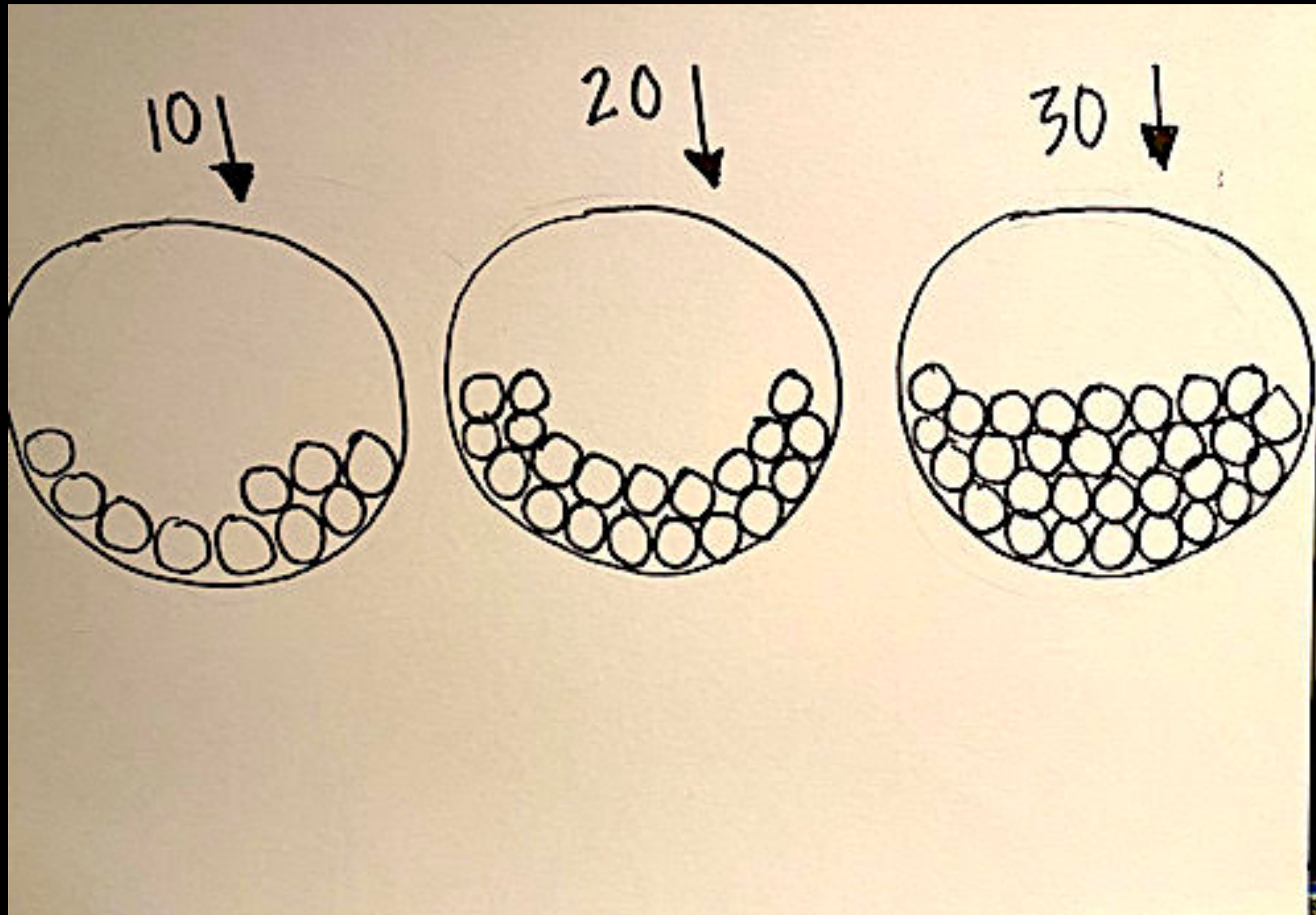
Some more curved lines! Watch me in my studio!



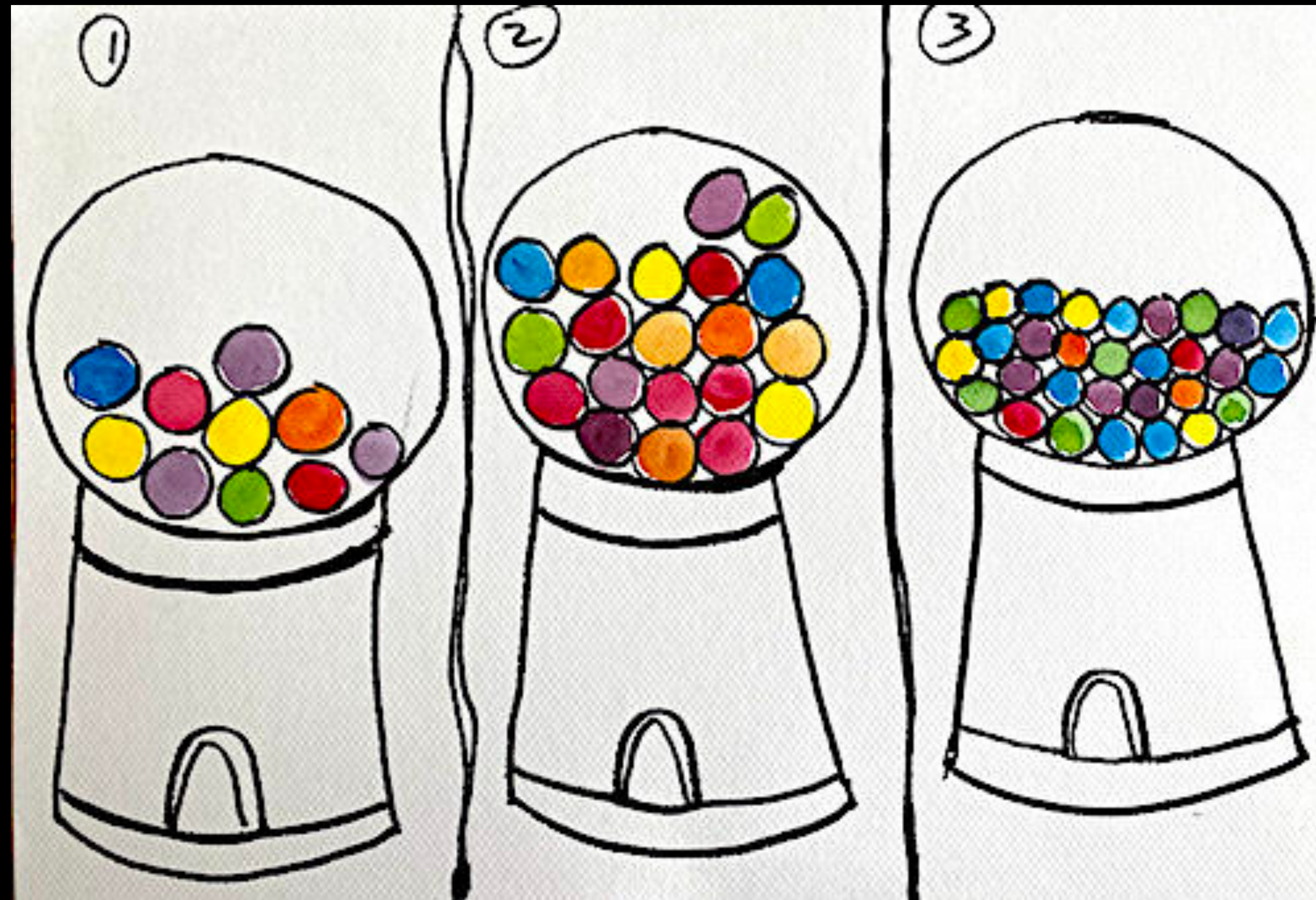
Now, upside down letter U for where the gumball comes out!



Next, we're going to TAKE OUR TIME and do TEN gum balls in one circle
TWENTY in the next
and
THIRTY in the next!



First, we use our primary colors **YELLOW**, **RED**, and **BLUE** in each gum ball machine. Then, we make the **SECONDARY** colors, **ORANGE**, **GREEN** and **PURPLE** gum balls!



Here we are furthered inspired by a Wayne Thiebauld gum ball machine. Lets add some stripes to help show the curve of the gum balls and to make the background fun!



Complementary colors are used for the background - multiplies of 2, 4, 6 for yellow gumballs then 3,6,9 for red and 4,8,12 for blue we are working with sequences! And then added stripes

To show dimension. All done by example step by step in studio~!



REFERENCES

REFERENCES

- 4 sactownmag.com
- 5 crockerart.org
- 6 studiointernational.com
- 7 mutualart.com
- 8 sjmusart.org
- 9 artnet.com
- 10 crownpoint.com
- 11 datebook.sfchronicle.com
- 12 news.artnet.com
- 13. nytimes.com
- 14. theguardian.com
- 15 sactownmag.com
- 23 amazon.com
- 24 lempertz.com
- 25 dawsoncofineart.com
- 26 art.famst.org
-

1050

ARTSLINK